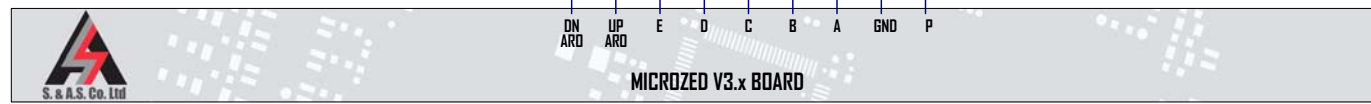
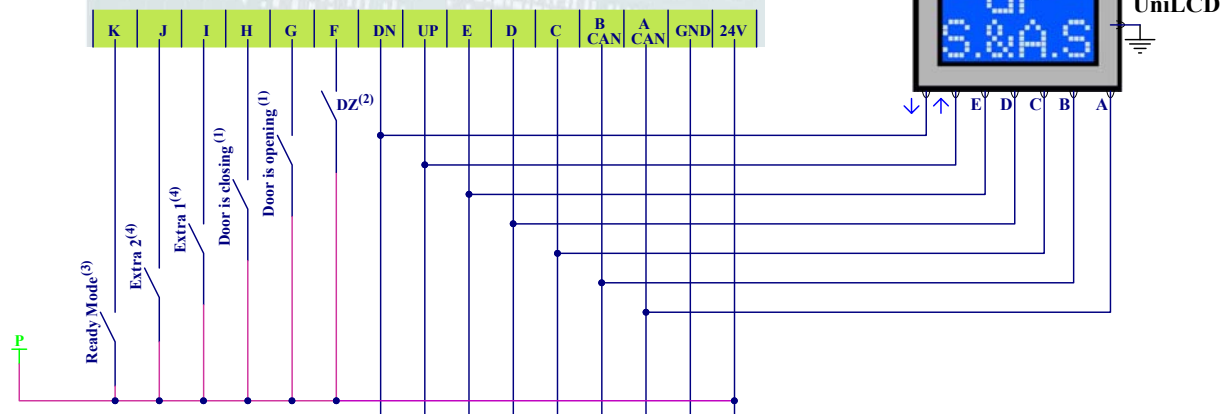
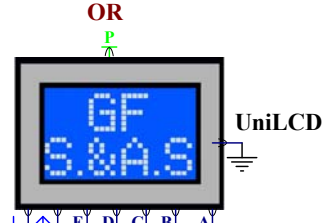
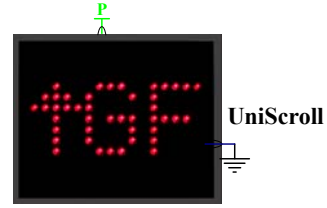




Speaker 4Ω, 2.2W
OR
Speaker 8Ω, 1.4W

Available Announcements

- * Floor number at slow edge⁽²⁾
 - * Moving direction
 - * Overload
 - * Out of service
 - * Homing trip in progress
 - * Gong
- (1) For door status announcement
(2) For floor number announcement/gong at floor edge
(3) To start/stop background music
(4) For customized announcements

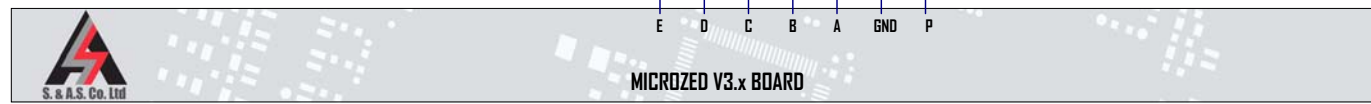
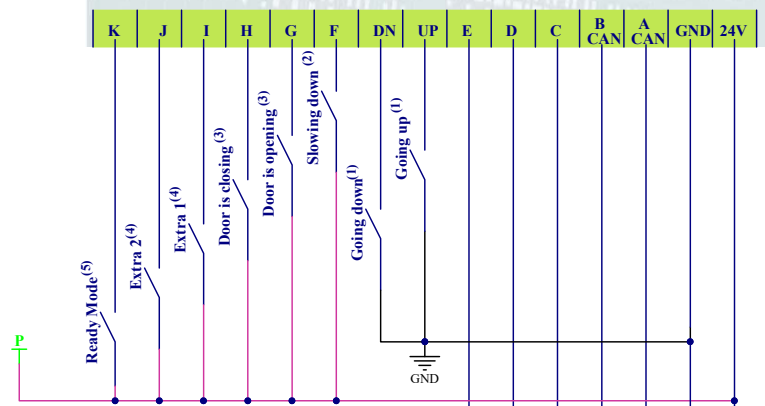


Title LVA V1.0 wiring with Enhanced S.&A.S. Indicator		
Size B	Number	Revision
Date:	11/19/2018	Sheet 1 of 3
File:	\\LVA_W1_Enhanced.SchDoc	Drawn By:




Available Announcements

- (1) For floor number announcement/gong at floor edge
For moving direction announcement
Connected to direction orders from controller
- (2) For floor number announcement/gong at slow edge
- (3) For door status announcement
- (4) For customized announcements
- (5) To start/stop background music



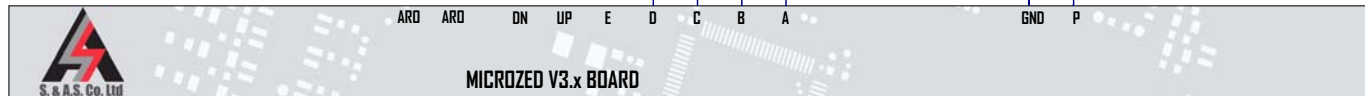
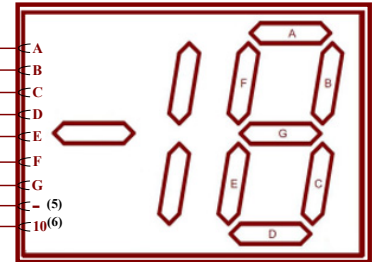
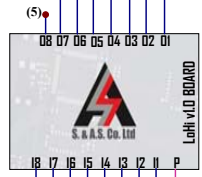
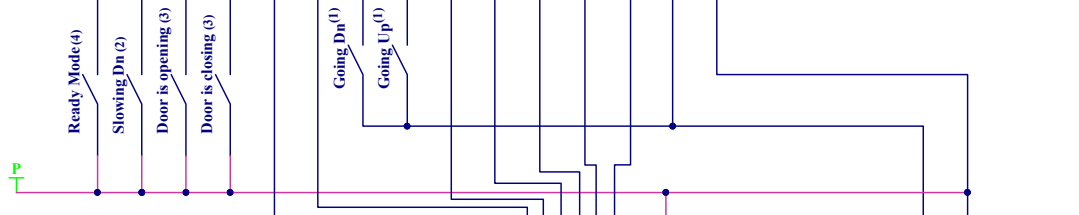
Title		
LVA V1.0 wiring with gray code Indicator		
Size	Number	Revision
B		
Date:	11/19/2018	Sheet 2 of 3
File:	\\.\LVA_W2_Gray.SchDoc	Drawn By:



Speaker 4Ω, 2.2W
OR
Speaker 8Ω, 1.4W

Available Announcements

- (1) For floor number announcement/gong at floor edge
For moving direction announcement
Connected to direction orders from controller
- (2) For floor number announcement/gong at slow edge
- (3) For door status announcement
- (4) To start/Stop background music
- (5) If Minus signal is used on 7-Segment indicator, configure H, I or K as "Ind_Minus"
- (6) If 7-Segment indicator is used with floor indication >=10, configure H, I or K as "Ind_10"



Title		
LVA V1.0 wiring with 7-Segment Indicator		
Size	Number	Revision
B		
Date:	11/19/2018	Sheet 3 of 3
File:	\\LVA_W3_7-Segmet.SchDoc	Drawn By: